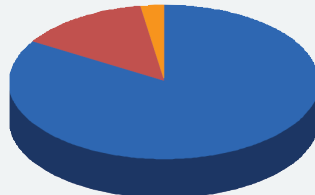




# Apple REIT Nine, Inc.

## Portfolio Details:

Total Assets	\$822.3 Million
Real Estate Assets	\$686.6 Million
Cash	\$114.9 Million
Securities	\$0 Million
Other	\$20.8 Million



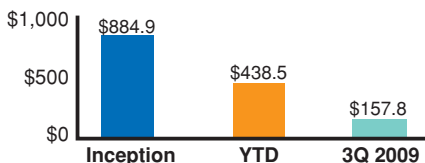
Inception Date:	April 25, 2008
Number of Months Fundraising:	17
Anticipated Offering Close Date:	April 25, 2010
Current Price per Share:	\$11.00
Reinvestment Price per Share:	\$11.00

Asset Type:  
Number of Properties:  
Square Feet / Units / Rooms / Acres:  
Percent Leased:

Hospitality  
33  
3,900 Rooms  
64%



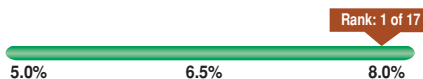
## Gross Dollars Raised\*



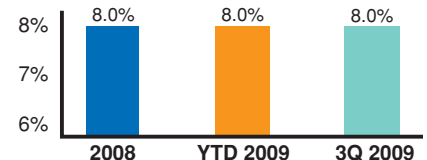
\*Includes reinvested distributions (in millions).

## Distributions

Current Distribution Yield: .....8.0%

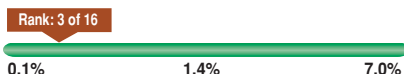


## Historical Distribution Yield



## Redemptions

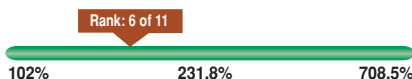
Ratio of Shares Redeemed to  
Wtd. Avg. Shares Outstanding: .....0.2%



Redemptions Year to Date: 120,000  
Wtd. Avg. Shares Outstanding: 72,310,000

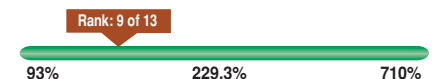
## Distribution Coverage

Distribution Coverage Ratio:  
3Q Distributions/3Q FFO.....181%



Distributions Declared: \$15,746  
Funds from Operations: \$8,703

Distribution Coverage Ratio:  
3Q Distributions/3Q MFFO.....165%



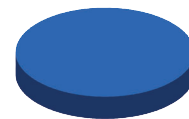
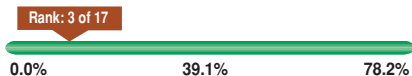
Distributions Declared: \$15,746  
Modified Funds from Operations: \$9,534

## Lease Expiration

Not Reported

## Debt (in \$ Millions)

Debt to Real Estate  
Assets Ratio: .....8.6%



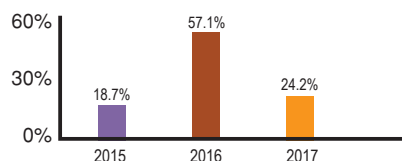
Total: \$59.0 Million  
Fixed: \$59.0 Million  
Variable: \$0 Million

Rate: 0% - 6.59%  
Term: <1-8 yrs

## Contact Information

www.AppleREITCompanies.com  
814 E. Main Street  
Richmond, VA 23219  
804-727-6321

## Debt Maturity



## Interest Coverage

Interest Coverage Ratio: .....37.8

