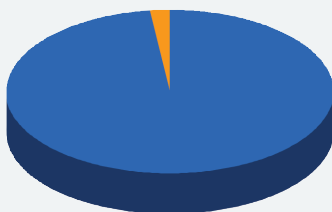




**Apple REIT Six, Inc.**

**Portfolio Details:**

Total Assets	\$825.4 Million
Real Estate Assets	\$808.4 Million
Cash	\$0 Million
Securities	\$0 Million
Other	\$17.0 Million



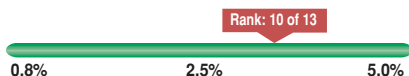
Inception Date:	January 23, 2004
Offering Close Date:	March 3, 2006
Current Price per Share:	\$11.00
Reinvestment Price per Share:	\$11.00

Asset Type:	Hotels
Number of Properties:	68
Square Feet / Units / Rooms / Acres:	7,897 Rooms
Percent Leased:	66%



**Redemptions**

Ratio of Shares Redeemed to Wtd. Avg. Shares Outstanding: .....3.1%



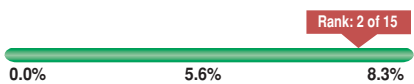
Redemptions Year to Date: 2,800,000  
Wtd. Avg. Shares Outstanding: 91,097,000

**Lease Expiration**

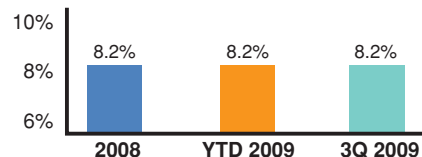
Not Reported

**Distributions**

Current Distribution Yield: .....8.2%

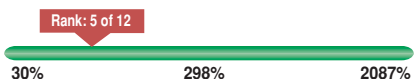


**Historical Distribution Yield**



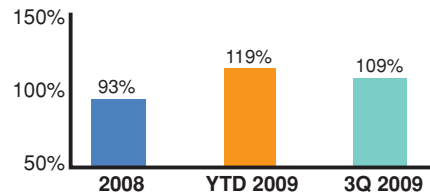
**Distribution Coverage**

Distribution Coverage Ratio:  
3Q Distributions/3Q FFO.....109%



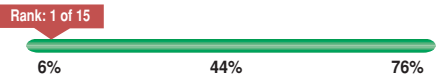
Distributions Declared: \$20,535,000  
Funds from Operations: \$18,789,000

**Historical Distribution Coverage**



**Debt (in \$ Millions)**

Debt to Real Estate Assets Ratio: .....6.0%



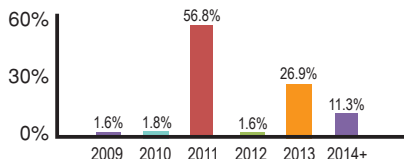
Total: \$48.3 Million  
Fixed: \$28.3 Million  
Variable: \$20.0 Million

Rate: 5.00% - 8.12%  
Term: <1 - 5+ yrs

**Contact Information**

www.AppleREITCompanies.com  
814 E. Main Street  
Richmond, VA 23219  
800-727-6321

**Debt Maturity**



**Interest Coverage**

Interest Coverage Ratio: .....29.5

