



Data as of September 30, 2010

BlueVault
PARTNERS, LLC

Apple REIT Six, Inc.

Portfolio Details:

Total Assets	\$797.1 Million
Real Estate Assets	\$780.0 Million
Cash	\$0 Million
Securities	\$0 Million
Other	\$17.1 Million



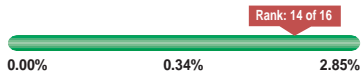
Initial Offering Date:	January 23, 2004
Offering Close Date:	March 3, 2006
Current Price per Share:	\$11.00
Reinvestment Price per Share:	\$11.00

Cash to Total Assets Ratio:	0.0%
Asset Type:	Hotels
Number of Properties:	68
Square Feet / Units / Rooms / Acres:	7,897 rooms
Percent Leased:	73%



Redemptions

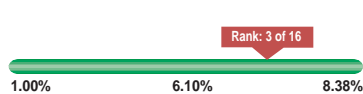
Ratio of Shares Redeemed to Wtd. Avg. Shares Outstanding:2.29%



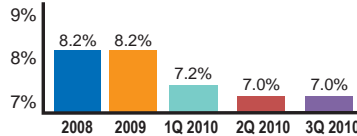
Redemptions Year to Date: 2,088,536
Wtd. Avg. Shares Outstanding as of 12/31/09: 91,178,000

Current Distribution

Current Distribution Yield:7.0%



Historical Distribution

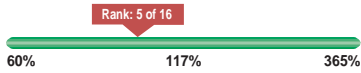


Contact Information

www.AppleREITCompanies.com
814 E. Main Street
Richmond, VA 23219
804-727-6321

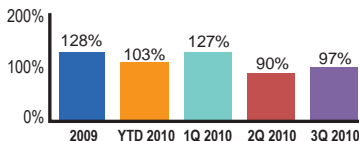
Year to Date FFO Payout Ratio

FFO Payout Ratio:
YTD Distributions/YTD FFO103%



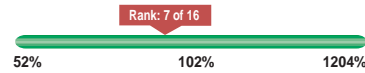
YTD Distributions Paid: \$54,734,000
YTD Funds from Operations: \$53,108,000

Historical FFO Payout Ratio



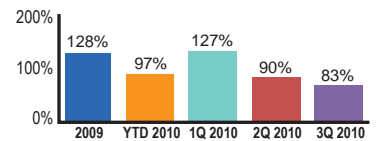
Year to Date MFFO Payout Ratio

MFFO Payout Ratio:
YTD Distributions/YTD MFFO97%

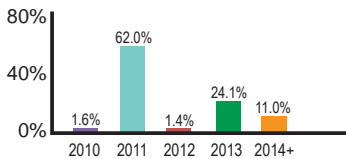


YTD Distributions Paid: \$54,734,000
YTD Modified Funds from Operations: \$56,179,000

Historical MFFO Payout Ratio



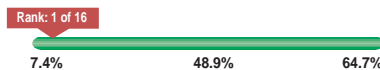
Debt Maturity*



*Data as of 12/31/09.

Current Debt Ratio

Debt to Total Assets Ratio:7.4%

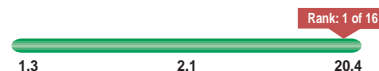


Debt Breakdown

Total:	\$59.2 Million
Fixed:	\$24.4 Million
Variable:	\$34.8 Million
Rate:	5.0 - 8.52%
Term:	1 - 5 yrs

Interest Coverage Ratio

Interest Coverage Ratio:20.4



EBITDA: \$58,487,000
Interest Expense: \$2,864,000

Lease Expiration

Not Reported

NOTES:

Distributions in the first nine months of 2010 totaled \$54.7 million. For the same period the Company's cash generated from operations was \$54.3 million. The shortfall was funded by borrowings on the line of credit.