



BlueVault
PARTNERS, LLC

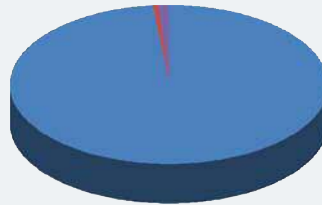
Nontraded REIT Industry Review

Data as of December 31, 2009

Apple REIT Six, Inc.

Portfolio Details:

Total Assets	\$815.5 Million
Real Estate Assets	\$801.6 Million
Cash	\$4.5 Million
Securities	\$0 Million
Other	\$9.4 Million



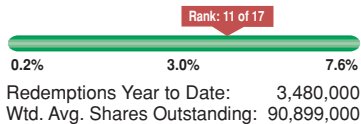
Initial Offering Date:	January 23, 2004
Offering Close Date:	March 3, 2006
Current Price per Share:	\$11.00
Reinvestment Price per Share:	\$11.00

Asset Type:Hotels
 Number of Properties:68
 Square Feet / Units / Rooms / Acres:7,897 rooms
 Percent Leased:65%



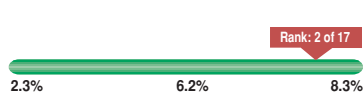
Redemptions

Ratio of Shares Redeemed to Wtd. Avg. Shares Outstanding:3.8%

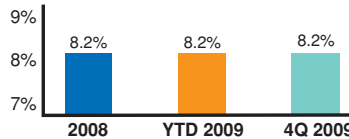


Current Distribution

Current Distribution Yield:8.2%



Historical Distribution



Contact Information

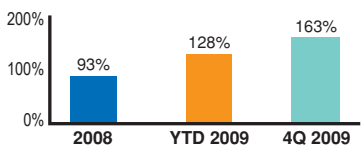
www.AppleREITCompanies.com
 814 E. Main Street
 Richmond, VA 23219
 804-727-6321

Distribution Coverage/ Current FFO - YTD

Distribution Coverage Ratio:
 YTD Distributions/YTD FFO128%



Distribution Coverage/ Historical FFO

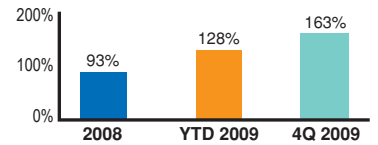


Distribution Coverage/ Current MFFO - YTD

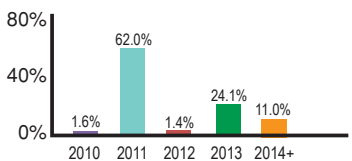
Distribution Coverage Ratio:
 YTD Distributions/YTD MFFO ...128%



Distribution Coverage/ Historical MFFO

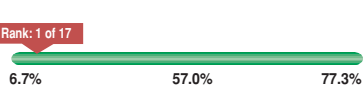


Debt Maturity



Current Debt Ratio

Debt to Real Estate Assets Ratio:6.7%




Debt Breakdown

Total:	\$54.0 Million
Fixed:	\$27.7 Million
Variable:	\$26.3 Million
Rate:	5.0 - 8.52%
Term:	1 - 5 yrs

Interest Coverage Ratio

Interest Coverage Ratio:28.3



Lease Expiration

Not Reported

NOTES: