



**BlueVault**  
PARTNERS, LLC

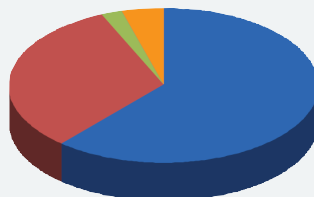
# Nontraded REIT Report

Data as of September 30, 2009

## Corporate Property Associates 17-Global, Inc.

### Portfolio Details:

Total Assets	\$938.8 Million
Real Estate Assets	\$575.6 Million
Cash	\$300.0 Million
Securities	\$20.8 Million
Other	\$42.4 Million



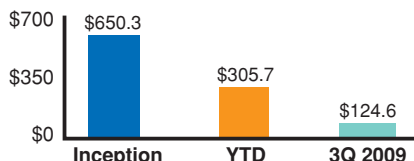
Inception Date:	December 2007
Number of Months Fundraising:	21
Anticipated Offering Close Date:	November 2, 2010
Current Price per Share:	\$10.00
Reinvestment Price per Share:	\$9.50

Asset Type:  
Number of Properties:  
Square Feet / Units / Rooms / Acres:  
Percent Leased:

MultiSector  
23  
5 million sq. ft.  
NA



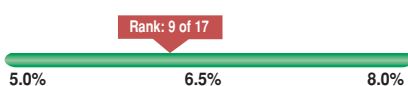
### Gross Dollars Raised\*



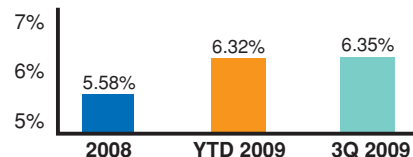
\*Includes reinvested distributions (in millions).

### Distributions

Current Distribution Yield: .....6.35%



### Historical Distribution Yield



### Redemptions

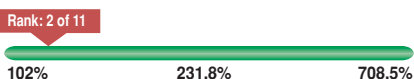
Ratio of Shares Redeemed to  
Wtd. Avg. Shares Outstanding: ..Not Reported



Redemptions Year to Date: None Reported  
Wtd. Avg. Shares Outstanding: 58,804,027

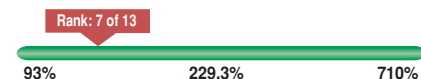
### Distribution Coverage

Distribution Coverage Ratio:  
3Q Distributions/3Q FFO .....112%



Distributions Declared: \$7,405,000  
Funds from Operations: \$6,609,000

Distribution Coverage Ratio:  
3Q Distributions/3Q MFFO .....131%



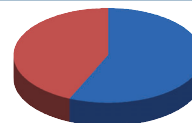
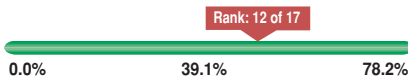
Distributions Declared: \$7,405,000  
Modified Funds from Operations: \$5,635,000

### Lease Expiration

Not Reported

### Debt (in \$ Millions)

Debt to Real Estate  
Assets Ratio: .....48%



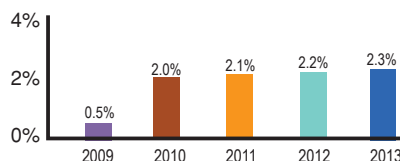
Total: \$275.6 Million  
Fixed: \$155.8 Million  
Variable: \$119.8 Million

Rate: 5.1% - 8.0%  
Term: <1-5+ years

### Contact Information

www.WPCarey.com  
W.P. Carey & Co. LLC  
50 Rockefeller Plaza  
New York, NY 10020  
800-WPCAREY

### Debt Maturity



### Interest Coverage

Interest Coverage Ratio: .....4.5

