



BlueVault
PARTNERS, L.L.C.

Nontraded REIT Industry Review

Data as of June 30, 2010

Corporate Property Associates 17 – Global, Inc.

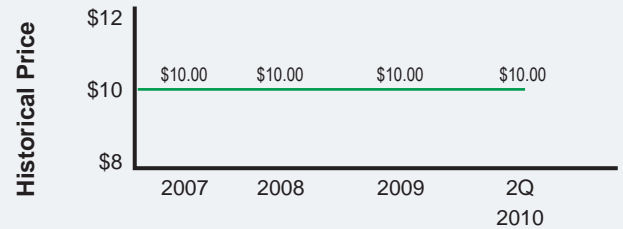
Portfolio Details:

Total Asset	\$1,481.1 Million
Real Estate Assets	\$995.9 Million
Cash	\$273.7 Million
Securities	\$0.0 Million
Other	\$211.5 Million

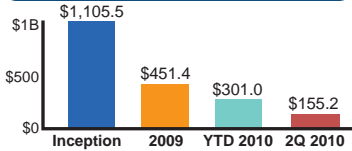


Initial Offering Date:	November 2, 2007
Number of Months Fundraising:	31
Anticipated Offering Close Date:	November 2, 2010
Current Price per Share:	\$10.00
Reinvestment Price per Share:	\$9.50

Cash to Total Assets Ratio:	18.5%
Asset Type:	Diversified
Number of Properties:	89
Square Feet / Units / Rooms / Acres:	7.0 million sq. ft.
Percent Leased:	100%



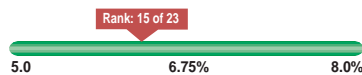
Gross Dollars Raised*



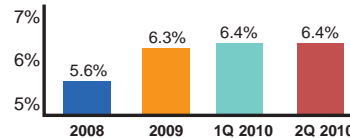
*Includes reinvested distributions (in millions).

Current Distribution

Current Distribution Yield:6.4%



Historical Distribution

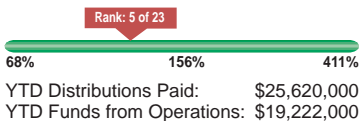


Contact Information

www.WPCarey.com
W.P. Carey & Co. LLC
50 Rockefeller Plaza
New York, NY 10020
800-WPCAREY

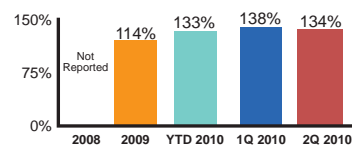
Distribution Coverage/ Current FFO - YTD

Distribution Coverage Ratio:
YTD Distributions/YTD FFO133%



YTD Distributions Paid: \$25,620,000
YTD Funds from Operations: \$19,222,000

Distribution Coverage/ Historical FFO

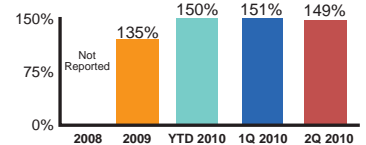


Distribution Coverage/ Current MFFO - YTD

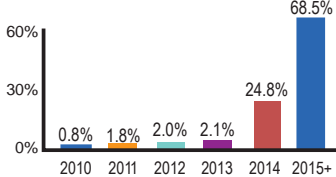
Distribution Coverage Ratio:
YTD Distributions/YTD MFFO150%

YTD Distributions Paid: \$25,620,000
YTD Modified Funds from Operations: \$17,052,000

Distribution Coverage/ Historical MFFO

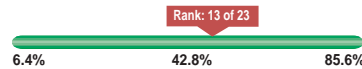


Debt Maturity



Current Debt Ratio

Debt to Real Estate
Assets Ratio:47.2%



Debt Breakdown

Total: \$470.0 Million
Fixed: \$325.3 Million
Variable: \$144.7 Million
Rate: 4.5 - 8.0%
Term: 4 - 18 yrs

Interest Coverage Ratio

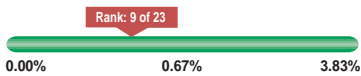
YTD Interest Coverage Ratio:2.5



EBITDA: \$30,174,000
Interest Expense: \$11,928,000

Redemptions

Ratio of Shares Redeemed to Wtd.
Avg. Shares Outstanding:0.48%



Redemptions Year to Date: 259,388
Wtd. Avg. Shares Outstanding:

Lease Expiration*

Weighted Average Lease Term is
16.9 years.

*Data as of 12/31/09.

NOTES:

Variable rate debt at June 30, 2010 consisted of (i) \$26.8 million that has been effectively converted to fixed rate debt through interest rate swap derivative instruments and (ii) \$117.9 million that is subject to an interest rate cap, but for which the applicable interest rate was below the effective interest rate of the cap at June 30, 2010.