



BlueVault
PARTNERS, LLC

Nontraded REIT Industry Review

Data as of March 31, 2010

Healthcare Trust of America, Inc.

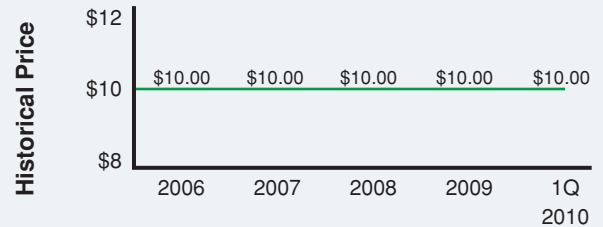
Portfolio Details:

Total Assets	\$1,728.9 Million
Real Estate Assets	\$1,314.2 Million
Cash	\$128.4 Million
Securities	\$0.0 Million
Other	\$286.3 Million

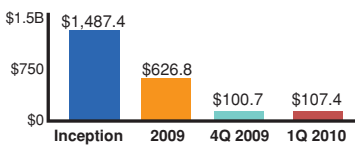


Initial Offering Date:	September 20, 2006
Number of Months Fundraising:	42
Anticipated Offering Close Date:	March 19, 2012
Current Price per Share:	\$10.00
Reinvestment Price per Share:	\$9.50

Cash to Total Assets Ratio:	7.4%
Asset Type:	Medical Office
Number of Properties:	61
Square Feet / Units / Rooms / Acres:	8.0 million sq. ft.
Percent Leased:	91.3%

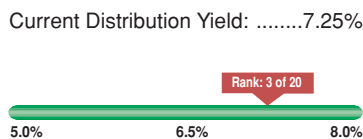


Gross Dollars Raised*

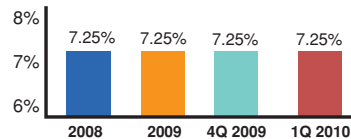


*Includes reinvested distributions (in millions).

Current Distribution



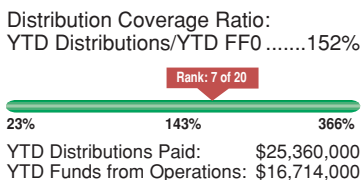
Historical Distribution



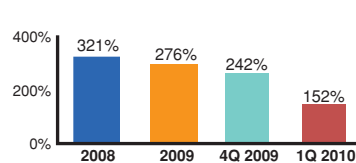
Contact Information

www.HTAREIT.com
Healthcare Trust of America
 16427 North Scottsdale Road
 Suite 440
 Scottsdale, AZ 85254
 480-998-3478

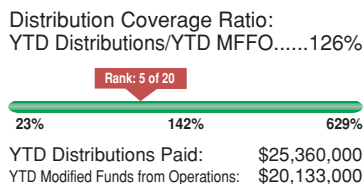
Distribution Coverage/ Current FFO - YTD



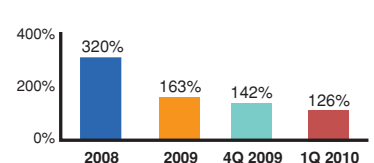
Distribution Coverage/ Historical FFO



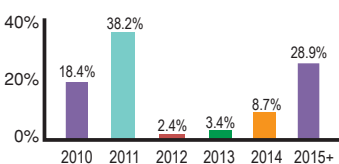
Distribution Coverage/ Current MFFO - YTD



Distribution Coverage/ Historical MFFO



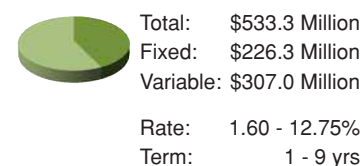
Debt Maturity



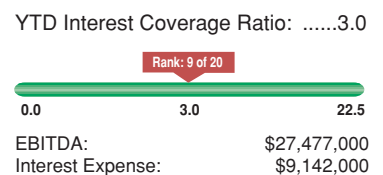
Current Debt Ratio



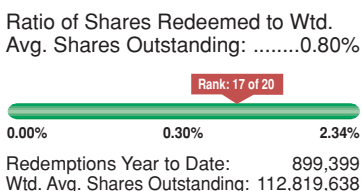
Debt Breakdown



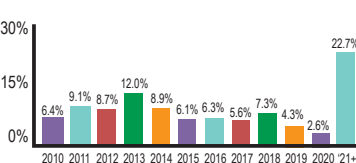
Interest Coverage Ratio



Redemptions



Lease Expiration*



*Data as of 12/31/09.

NOTES:

A follow-on offering became effective on March 19, 2010. As of March 31, 2010, the Company reported it had a leverage ratio of debt to total assets ratio of 31%.