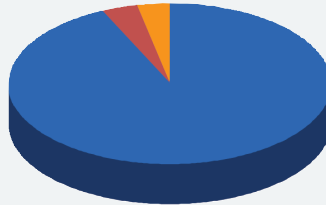


Paladin Realty Income Properties, Inc.

Portfolio Details:

Total Assets	\$137.8 Million
Real Estate Assets	\$128.1 Million
Cash	\$5.1 Million
Securities	\$0 Million
Other	\$4.6 Million

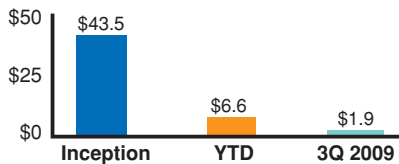


Inception Date:	February 25, 2005
Number of Months Fundraising:	55
Anticipated Offering Close Date:	July 28, 2010
Current Price per Share:	\$10.00
Reinvestment Price per Share:	\$9.50

Asset Type:	Multisector
Number of Properties:	10
Square Feet / Units / Rooms / Acres:	131,854 sq. ft.
Percent Leased:	NA



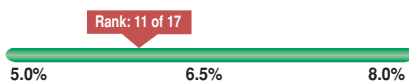
Gross Dollars Raised*



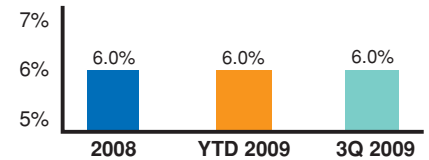
*Includes reinvested distributions (in millions).

Distributions

Current Distribution Yield:6.00%



Historical Distribution Yield



Redemptions

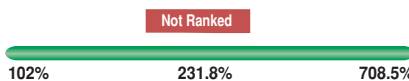
Ratio of Shares Redeemed to Wtd. Avg. Shares Outstanding:2.5%



Redemptions Year to Date: 105,938
Wtd. Avg. Shares Outstanding: 4,164,288

Distribution Coverage

Distribution Coverage Ratio:*
3Q Distributions/3Q FFONot Meaningful



Distributions Declared: \$622,072
Funds from Operations: (\$446,241)
*See additional notes on page 46.

Distribution Coverage Ratio:
3Q Distributions/3Q MFFO...Not Applicable*



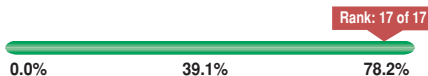
Distributions Declared: \$622,072
Modified Funds from Operations: Not Applicable*
*See additional notes on page 46.

Lease Expiration*

Not Reported

Debt (in \$ Millions)

Debt to Real Estate Assets Ratio:78.2%



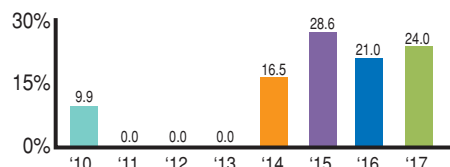
Total: \$100.2 Million
Fixed: \$100.2 Million
Variable: \$0 Million

Rate: 5.58 - 7.00%
Term: 1-9 years

Contact Information

www.PaladinREIT.com
Paladin Realty Advisors
10880 Wilshire Boulevard, Suite 1400
Los Angeles, CA 90024
866-725-7348

Debt Maturity



Interest Coverage

Interest Coverage Ratio:0.6

